



# US Child Health Care Trends

Compiled by AAP Research Staff

January 2024



# The slides that follow are meant for AAP staff and leaders to use.

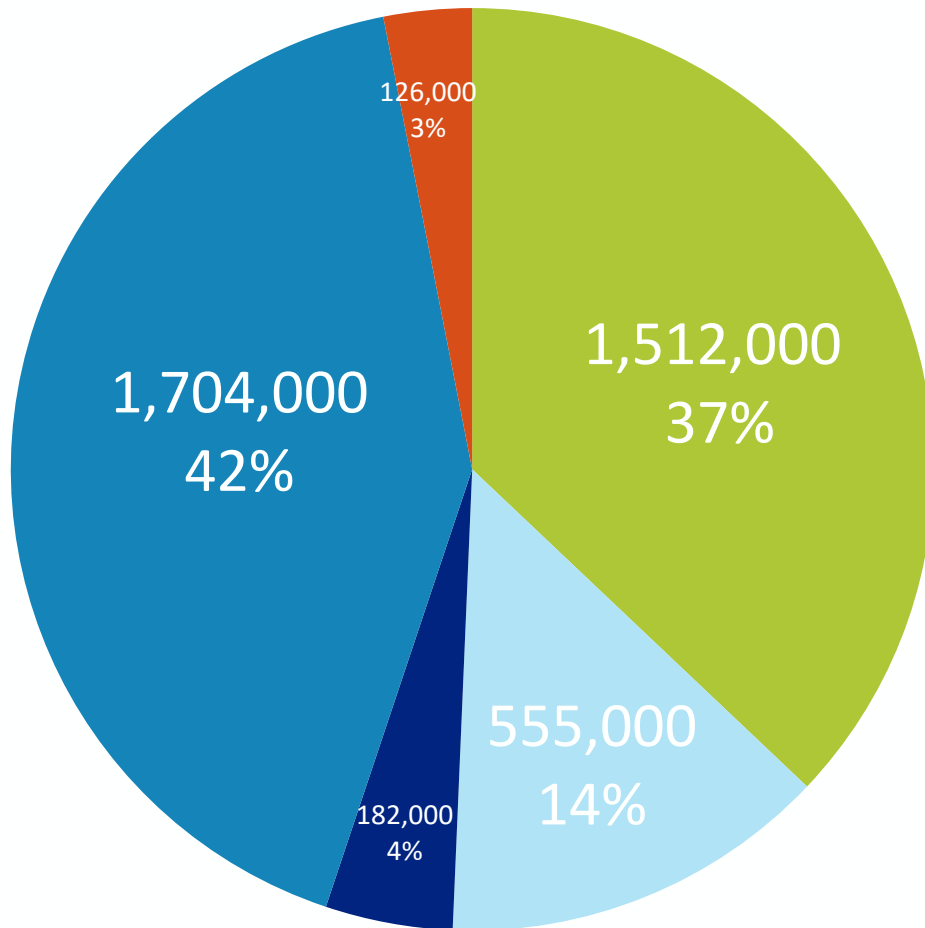
- No permissions are required.
- The graphics are developed from publicly available federal data sources.
- The categories and terms expressed in each graphic are based on what is available from these public data sources.
- At the bottom of each slide, the data source is given, and a link is provided for those seeking more information about the data source and possible data limitations.
- Based on data available as of December 2023

# Health Care Access Trends

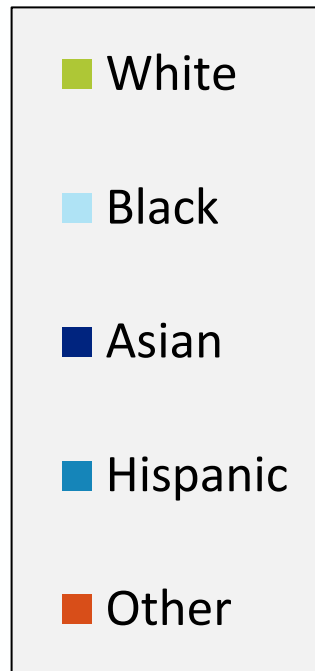
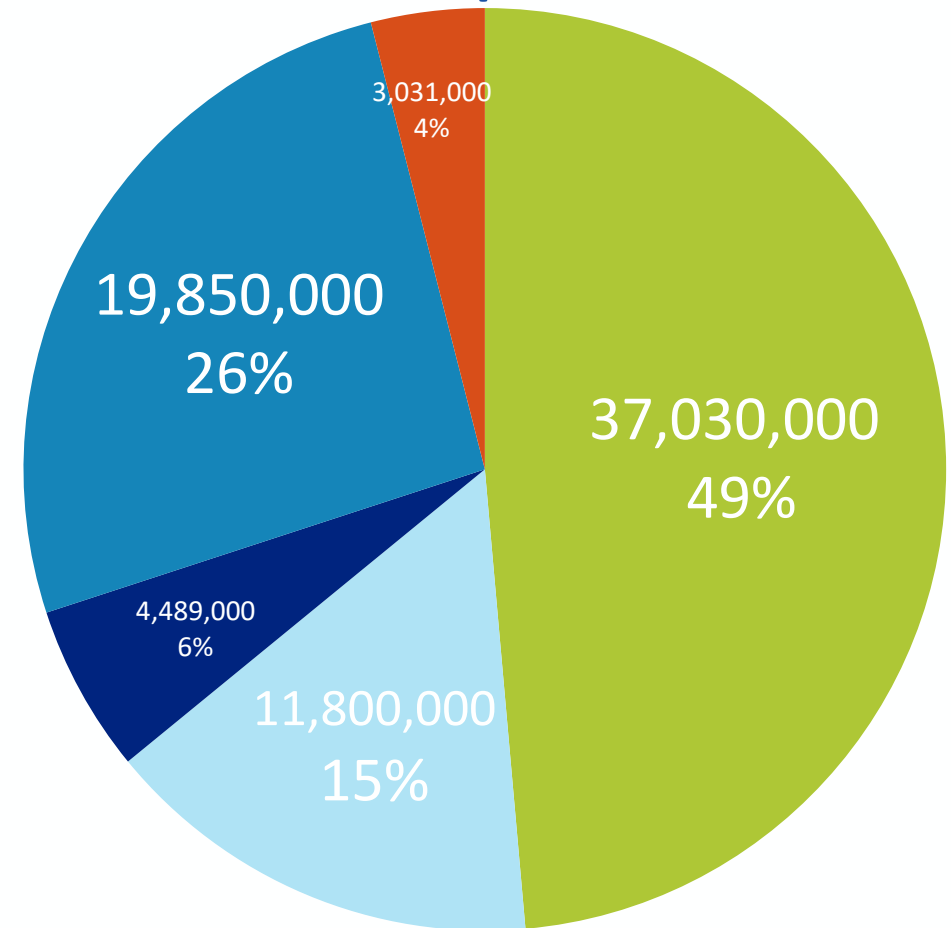
- Health insurance coverage
- Uninsurance by state
- Usual source of health care
- Dental visits

# US Children (Ages 0-18) Uninsured by Race and Ethnicity, 2022

## Number of Uninsured Children



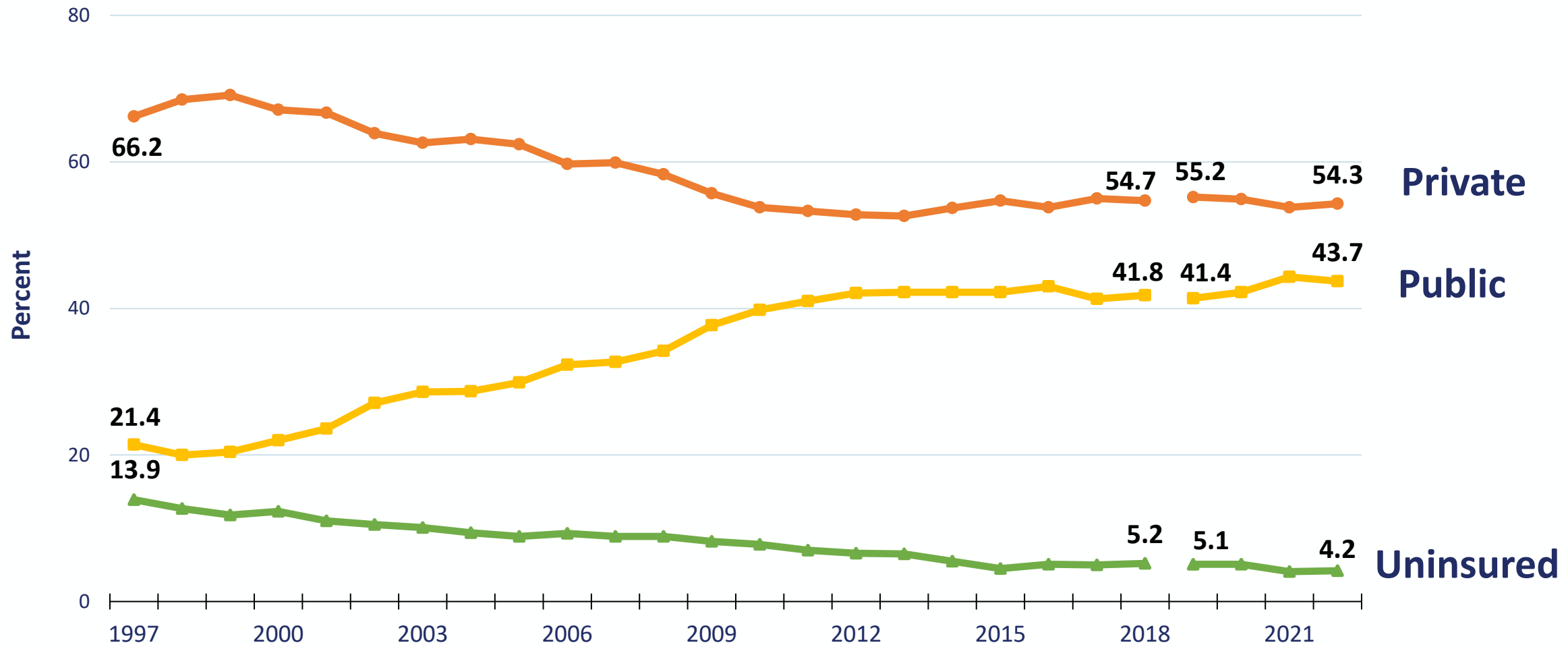
## Child Population



Note: Children are considered uninsured only if they did not have health insurance coverage for the entire calendar year.

Source: US Census Bureau, Current Population Survey  
(<https://www.census.gov/data/tables/time-series/demo/income-poverty/cps-hi/hi.html>)

# % of US Children (Ages 0-17) with Health Insurance by Coverage Type at Time of Interview, 1997-2022\*

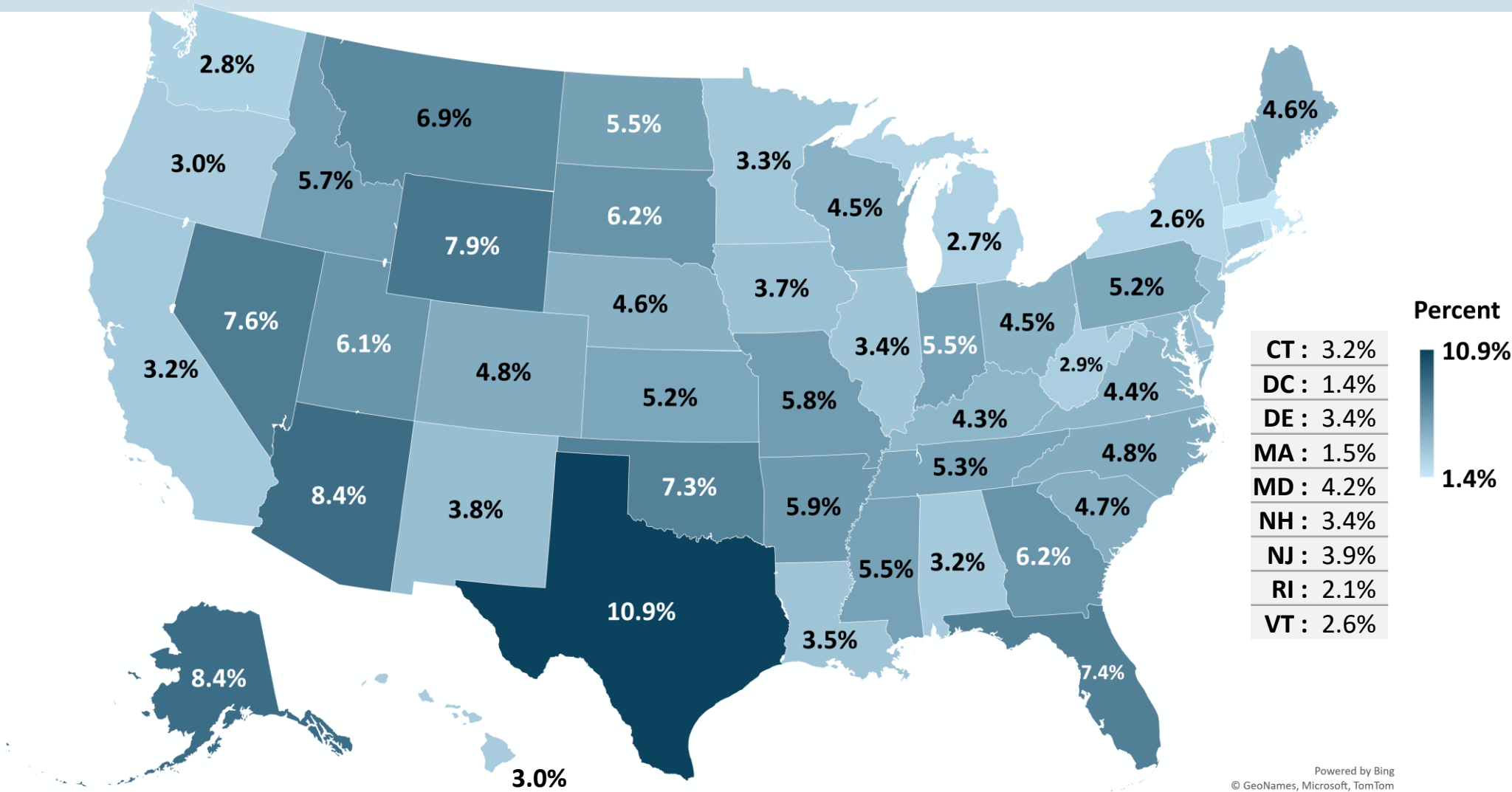


\*Estimates for 2019 and beyond are not directly comparable to previous years due to a survey re-design.

Source: CDC/NCHS, National Health Interview Survey

(1997-2010: <https://www.cdc.gov/nchs/data/nhis/earlyrelease/insur201106.pdf>; 2011-2018: <https://www.cdc.gov/nchs/data/nhis/earlyrelease/insur201905.pdf> and 2019-2022: [https://www.cdc.gov/nchs/data/nhis/earlyrelease/insur202305\\_1.pdf](https://www.cdc.gov/nchs/data/nhis/earlyrelease/insur202305_1.pdf))

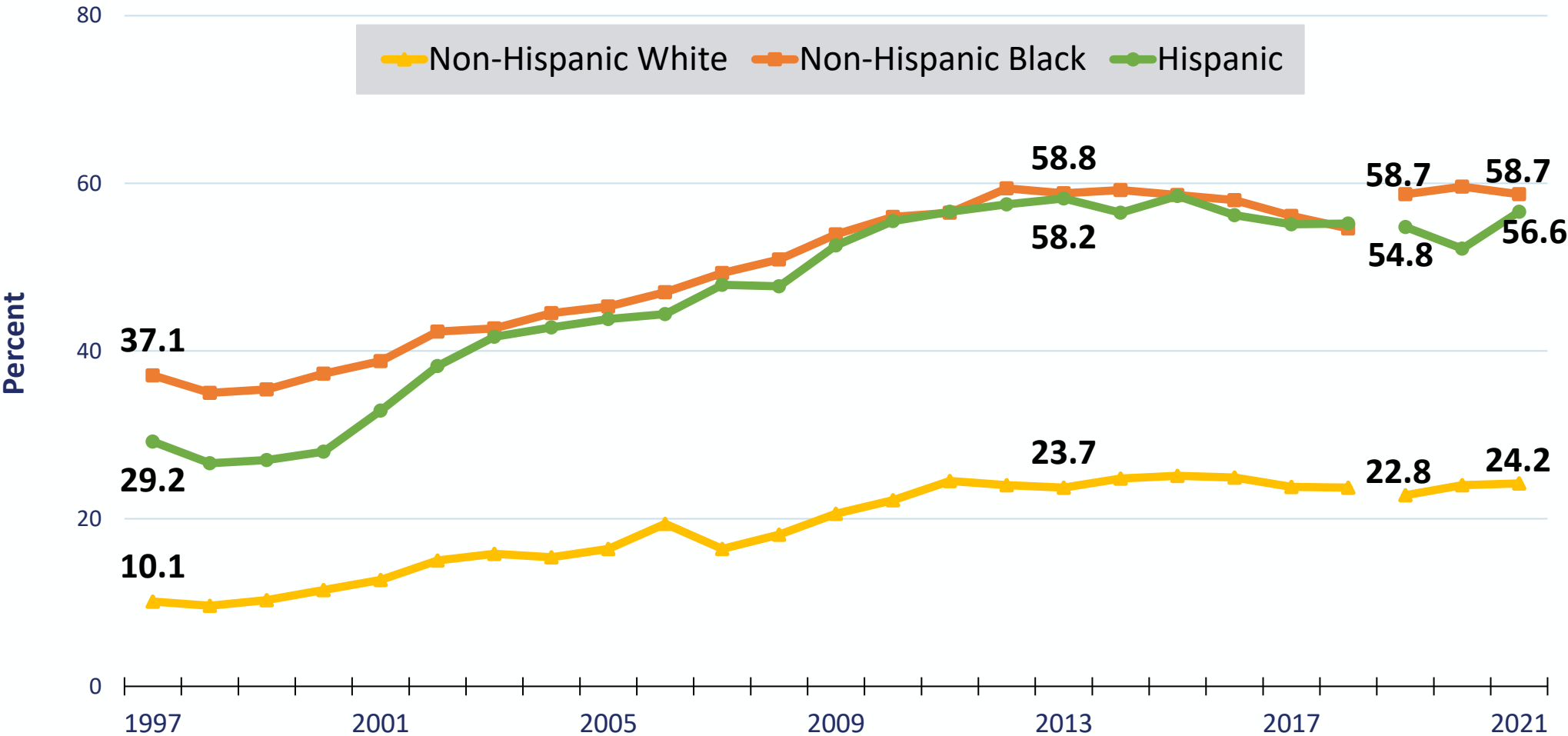
# Children (under 19) without Health Insurance by State, 2022



Source: US Census Bureau, American Community Survey, Table B27010 (<https://data.census.gov/table>)

Powered by Bing  
© GeoNames, Microsoft, TomTom

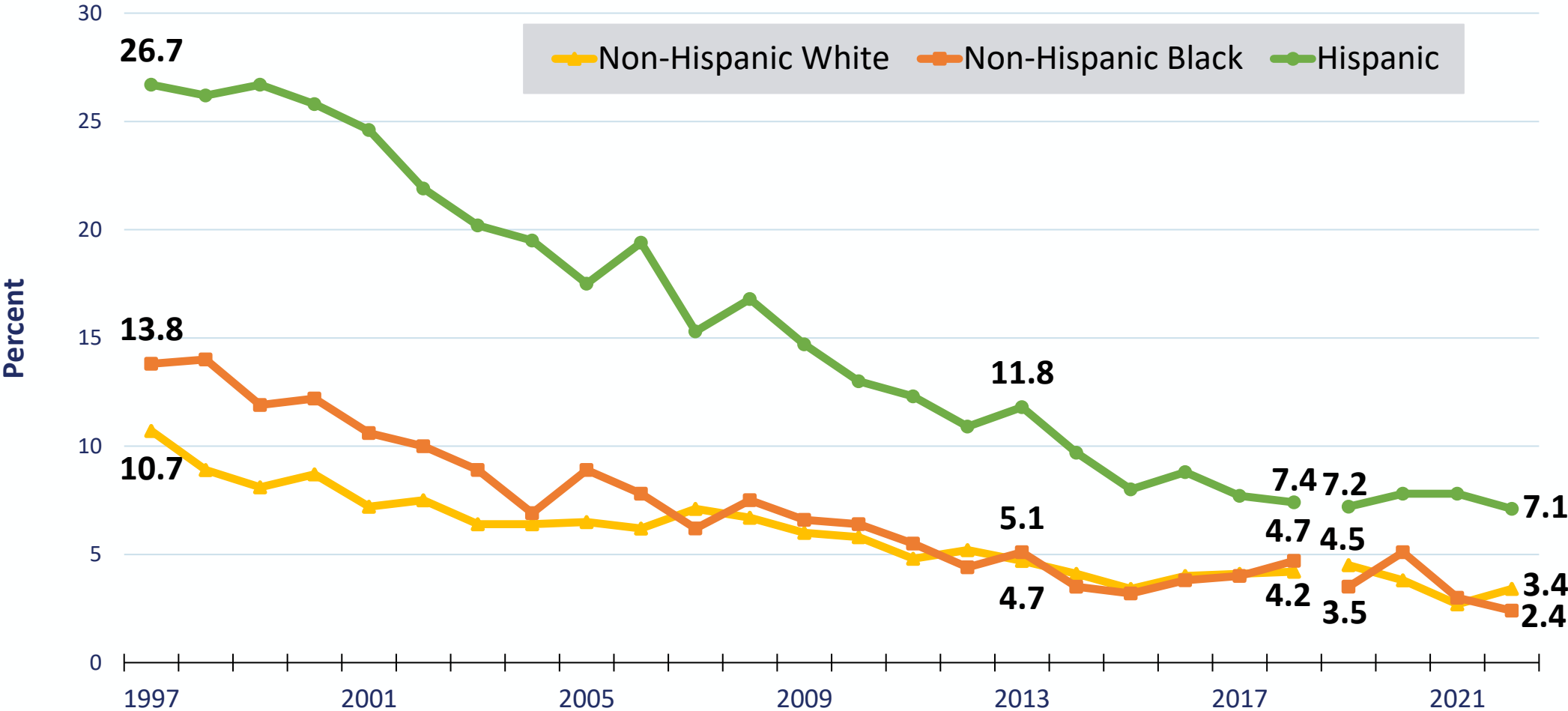
# % of US Children (Ages 0-17) with Public Health Insurance Coverage at Time of Interview by Race and Ethnicity, 1997-2021\*



\*Estimates for 2019 and beyond are not directly comparable to previous years due to a survey re-design.

Source: CDC/NCHS, National Health Interview Survey (<http://www.childstats.gov/americaschildren/tables/hc1.asp>)

# % of US Children (Ages 0-17) with No Health Insurance Coverage at Time of Interview by Race and Ethnicity, 1997-2022\*

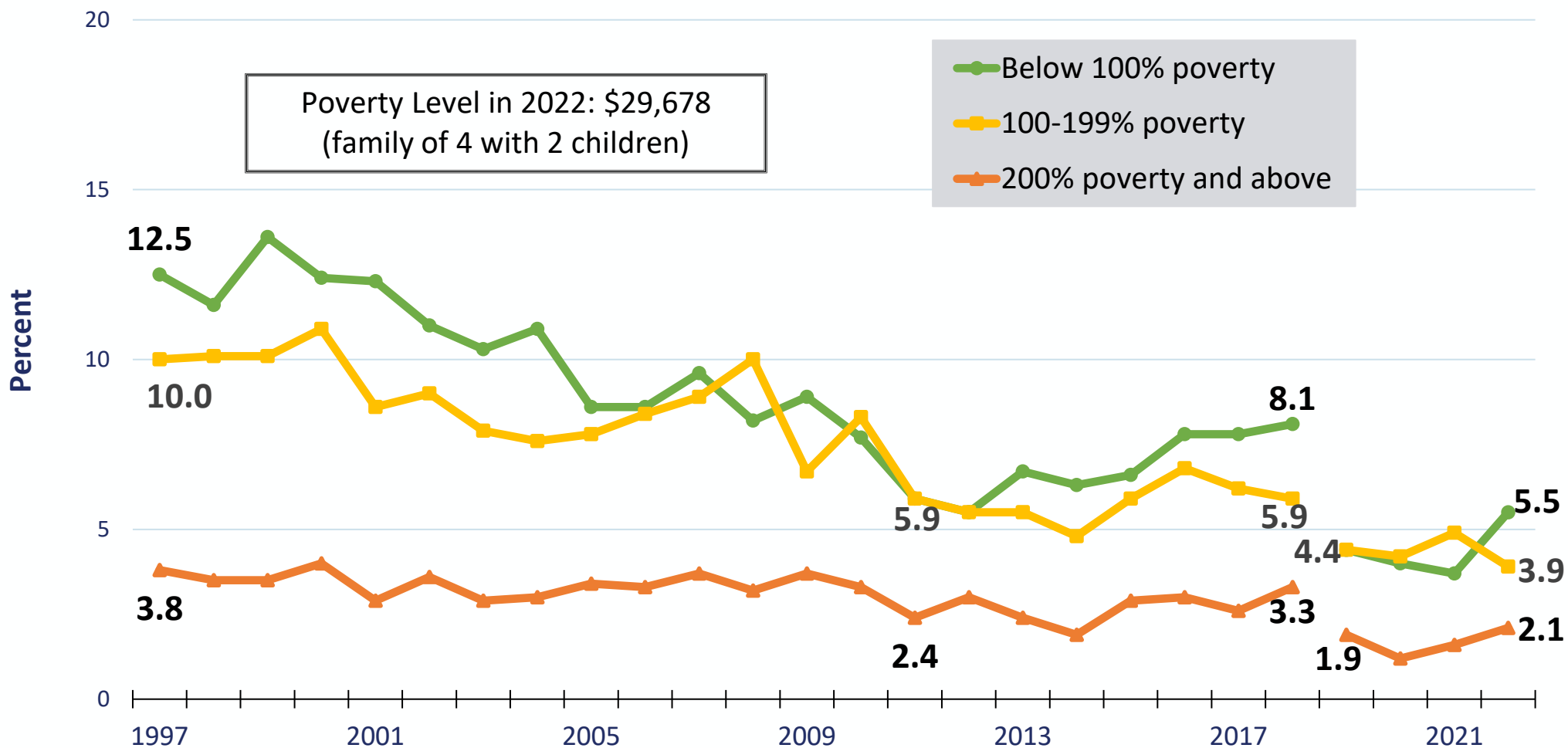


\*Estimates for 2019 and beyond are not directly comparable to previous years due to a survey re-design.

Source: CDC/NCHS, National Health Interview Survey – 1997-2018: (<http://www.childstats.gov/americaschildren/tables/hc1.asp>) and 2019-2022: ([https://www.cdc.gov/nchs/data/nhis/earlyrelease/insur202305\\_1.pdf](https://www.cdc.gov/nchs/data/nhis/earlyrelease/insur202305_1.pdf))



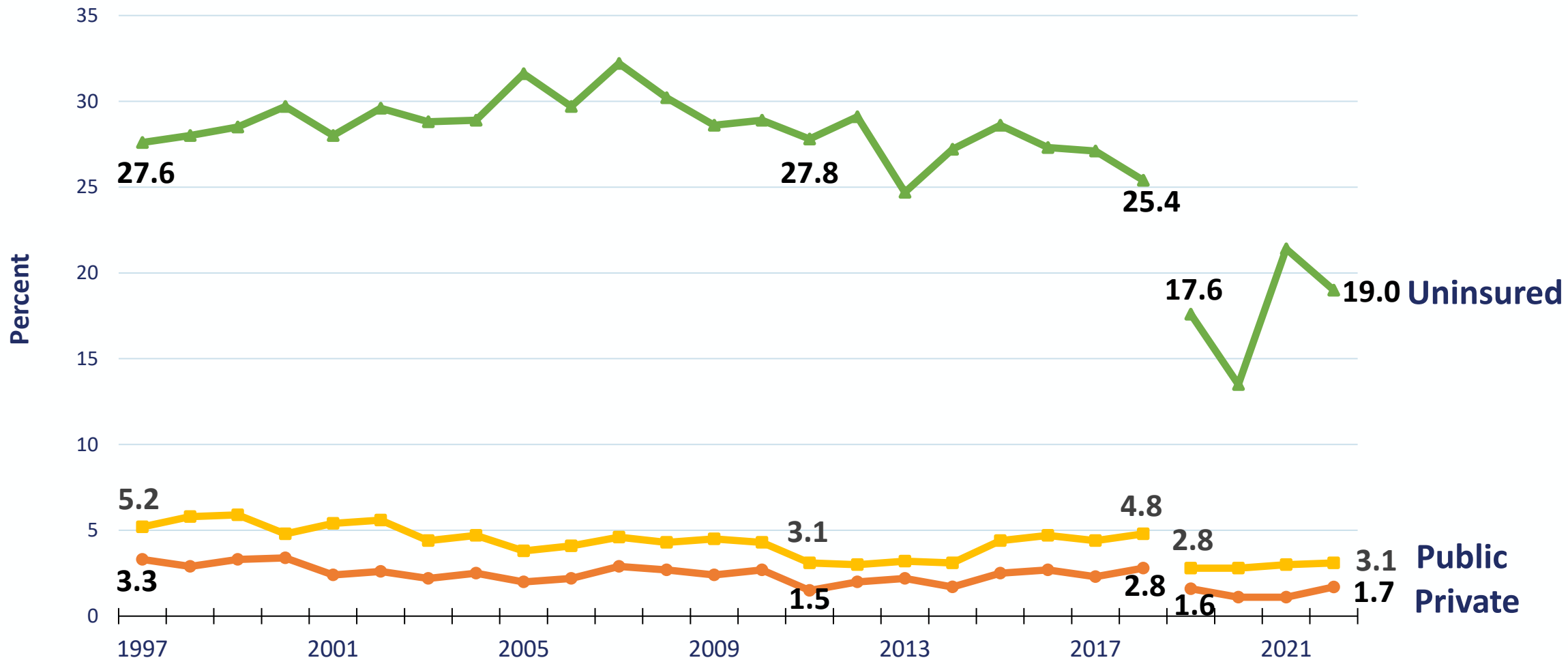
# % of US Children (Ages 0-17) with No Usual Source of Health Care by Poverty Status According to Parent Report, 1997-2022\*



\*Estimates for 2019 and beyond are not directly comparable to previous years due to a survey re-design.

Source: CDC/NCHS, National Health Interview Survey  
<http://www.childstats.gov/americaschildren/tables/hc2.asp> and [https://wwwn.cdc.gov/NHISDataQueryTool/SHS\\_child/index.html](https://wwwn.cdc.gov/NHISDataQueryTool/SHS_child/index.html)

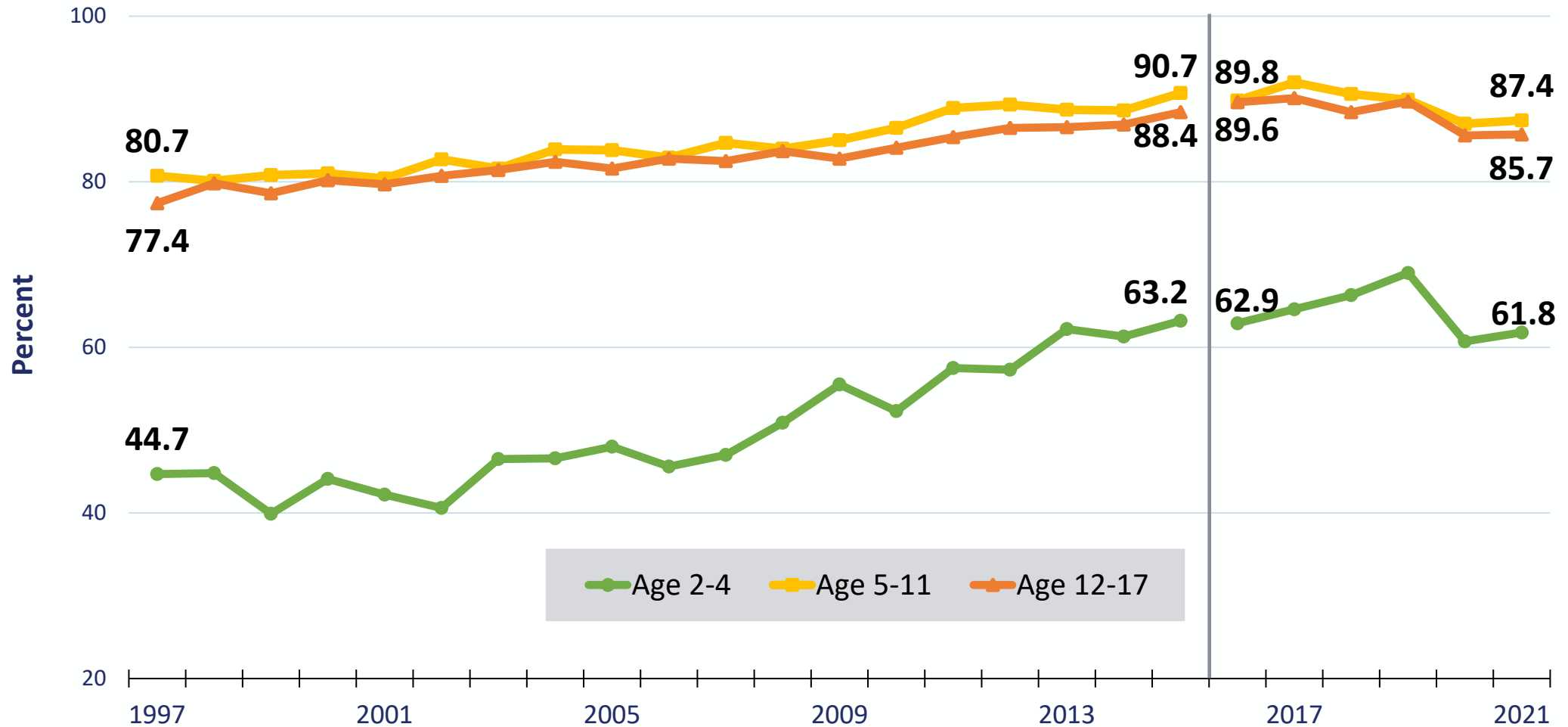
# % of US Children (Ages 0-17) with No Usual Source of Health Care by Health Insurance Coverage Type According to Parent Report, 1997-2022\*



\*Estimates for 2019 and beyond are not directly comparable to previous years due to a survey re-design.

Source: CDC/NCHS, National Health Interview Survey  
<http://www.childstats.gov/americaschildren/tables/hc2.asp> and [https://wwwn.cdc.gov/NHISDataQueryTool/SHS\\_child/index.html](https://wwwn.cdc.gov/NHISDataQueryTool/SHS_child/index.html)

# % of US Children (Ages 2-17) with a Dental Visit in the Past Year by Age, 1997-2021\*



\*1997-2015 uses the National Health Interview Survey, whereas 2016-current uses the National Survey of Children's Health Survey. As a result, estimates for 2016 and beyond are not directly comparable to previous years.

Source: CDC/NCHS, National Health Interview Survey (<https://www.childstats.gov/americaschildren/tables/hc4a.asp>)

AAP Research analysis of Child and Adolescent Health Measurement Initiative (CAHMI), National Survey of Children's Health (NSCH) (<https://www.childhealthdata.org/>)

# Health Care Takeaways

- % of uninsured children has declined
- % of children with public insurance has gone up, more than doubling since 2000
- Hispanic children most likely to have no health insurance
- Variability in uninsurance across states
- % of children with no usual source of health care has gone down
- % of children with dental visits declined sharply in 2020 but stabilized in 2021



For more information, please contact

**Dave Prentice, MS**

in Research

Slides are posted on the intranet  
(Online Documents → Research → General Documents)

American Academy of Pediatrics

DEDICATED TO THE HEALTH OF ALL CHILDREN®

